


Universal Hemp Panel

ANALYZED BY:

Anresco Laboratories
1375 Van Dyke Avenue,
San Francisco, CA 94124
DEA# PA0202945

CUSTOMER:

Northwest Natural Goods, LLC
PO Box 456
Clackamas, OR 97015
AG-R1058115IHH



SAMPLE INFORMATION

Sample No.: 1417083
Product Name: WYLD HEMP, D9 Wellness Sour Apple Hemp Gummies B8
Matrix: Edible (Gummy)
Lot #: WW APL B8

Date Collected: 06/03/2026
Date Received: 06/03/2026
Date Reported: 06/10/2026

TEST SUMMARY

Cannabinoid Profile: ✔ Tested **Microbiological Screen:** ✔ Pass
Pesticide Residue Screen: ✔ Pass **Residual Solvent Screen:** ✔ Pass
Heavy Metal Screen: ✔ Pass **Foreign Material:** ✔ Pass
Mycotoxin Screen: ✔ Pass

Customer Comment(s):

The batch was processed in a facility that holds a current and valid permit issued by a human health or food safety regulatory entity with authority over the facility, and that facility meets the human health or food safety sanitization requirements of the regulatory entity.

Cannabinoid Profile ✔ Tested

06/05/2026

Method: MF-CHEM-15
Instrument: Liquid Chromatography Diode Array Detector (LC-DAD)
Limit of Detection: 0.0333 mg/g
Limit of Quantitation: 0.1000 mg/g
Measurement of Uncertainty Average: ±6.3%

Cannabinoid	mg/g	%	mg/serving
Δ8-THC	ND	ND	ND
Δ9-THC	0.50	0.050	2.08
Δ9-THCA	ND	ND	ND
THCV	ND	ND	ND
THCVA	ND	ND	ND
CBD	2.50	0.250	10.47
CBDA	ND	ND	ND
CBC	ND	ND	ND
CBCA	ND	ND	ND
CBDV	ND	ND	ND
CBG	2.44	0.244	10.23
CBGA	ND	ND	ND
CBN	ND	ND	ND
Exo-THC	ND	ND	ND
(6aR,9R)-Δ10-THC	ND	ND	ND
(6aR,9S)-Δ10-THC	ND	ND	ND
9(R)-Hexahydrocannabinol	ND	ND	ND
9(S)-Hexahydrocannabinol	ND	ND	ND
Δ8-THC-O-Acetate	ND	ND	ND
Δ9-THC-O-Acetate	ND	ND	ND
THC-O-Phosphate	NT	NT	NT
Δ8-THCP	ND	ND	ND
Δ9-THCP	ND	ND	ND
Total Δ9-THC	0.50	0.050	2.08

Cannabinoid	mg/g	%	mg/serving
Total THC	0.50	0.050	2.08
Total CBD	2.50	0.250	10.47
Total Cannabinoids	5.44	0.544	22.78
Sum of Cannabinoids	5.44	0.544	22.78
Serving Weight (g)	4.1905		

Total Δ9-THC = Δ9-THC + (0.877 * THCA)
 Total THC = Δ8-THC + Δ9-THC + (0.877 * THCA)
 Total CBD = CBD + (0.877 * CBDA)
 Total Cannabinoids = Σ (neutral cannabinoids) + [0.877 * Σ (acidic cannabinoids)]

06/09/2026

Microbiological Screen ✔ Pass

Analyte	Findings	Units	Method	Limit	Status
Campylobacter	ND	/10g	MDS Campylobacter	ND	Pass
Salmonella	ND	/10g	AOAC 2016.01	ND	Pass
STEC	ND	/10g	MF-MICRO-18	ND	Pass
Aspergillus flavus	ND	/10g	MF-MICRO-14	ND	Pass
Aspergillus fumigatus	ND	/10g	MF-MICRO-14	ND	Pass
Aspergillus niger	ND	/10g	MF-MICRO-14	ND	Pass
Aspergillus terreus	ND	/10g	MF-MICRO-14	ND	Pass
Listeria Species	ND	/10g	AOAC 2016.07	ND	Pass
Total Aerobic Plate Count	<10	cfu/g	FDA BAM	100000	Pass
Total Coliforms	<10	cfu/g	FDA BAM - ECC Agar	100	Pass
E. Coli	ND	/1g	FDA BAM Modified	ND	Pass
Total Enterobacteriaceae	<10	cfu/g	AOAC 2003.01	ND	Pass
Staphylococcus aureus	<10	cfu/g	AOAC 2003.07	ND	Pass
Total Yeast and Mold	<10	cfu/g	FDA BAM	10000	Pass
Yersinia	ND	/10g	foodproof@Yersinia	ND	Pass

06/10/2026

Pesticide Residue Screen ✔ Pass

Method: MF-CHEM-13

Instrument: Liquid Chromatography Tandem Mass Spectrometry (LC-MS/MS) & Gas Chromatography Tandem Mass Spectrometry (GC-MS/MS)

Measurement of Uncertainty Average: ±21.40%

Analyte	LOD/LOQ (ppm)	Findings (ppm)	Limit (ppm)	Status
Abamectin	0.015/0.05	ND	0.05	Pass
Acephate	0.003/0.01	ND	0.01	Pass
Acequinocyl	0.003/0.01	ND	0.01	Pass
Acetamiprid	0.003/0.01	ND	0.01	Pass
Aldicarb	0.003/0.01	ND	0.01	Pass
Azoxystrobin	0.003/0.01	ND	0.01	Pass
Bifenazate	0.003/0.01	ND	0.01	Pass
Bifenthrin	0.003/0.01	ND	0.01	Pass
Boscalid	0.003/0.01	ND	0.01	Pass
Captan	0.250/0.7	ND	0.7	Pass
Carbaryl	0.003/0.01	ND	0.01	Pass
Carbofuran	0.003/0.01	ND	0.01	Pass
Chlorantraniliprole	0.003/0.01	ND	0.01	Pass
Chlordane	0.020/0.06	ND	0.06	Pass
Chlorfenapyr	0.015/0.05	ND	0.05	Pass
Chlorpyrifos	0.003/0.01	ND	0.01	Pass
Clofentezine	0.003/0.01	ND	0.01	Pass
Coumaphos	0.003/0.01	ND	0.01	Pass
Cyfluthrin	0.015/0.05	ND	0.05	Pass
Cypermethrin	0.015/0.05	ND	0.05	Pass
Daminozide	0.003/0.01	ND	0.01	Pass
DDVP (Dichlorvos)	0.003/0.01	ND	0.01	Pass
Diazinon	0.003/0.01	ND	0.01	Pass
Dimethoate	0.003/0.01	ND	0.01	Pass
Dimethomorph	0.003/0.01	ND	0.01	Pass
Ethoprop(hos)	0.003/0.01	ND	0.01	Pass
Etofenprox	0.003/0.01	ND	0.01	Pass
Etoxazole	0.003/0.01	ND	0.01	Pass
Fenhexamid	0.007/0.02	ND	0.02	Pass
Fenoxycarb	0.003/0.01	ND	0.01	Pass
Fenpyroximate	0.007/0.02	ND	0.02	Pass

Analyte	LOD/LOQ (ppm)	Findings (ppm)	Limit (ppm)	Status
Fipronil	0.003/0.01	ND	0.01	Pass
Flonicamid	0.003/0.01	ND	0.01	Pass
Fludioxonil	0.003/0.01	ND	0.01	Pass
Hexythiazox	0.003/0.01	ND	0.01	Pass
Imazalil	0.003/0.01	ND	0.01	Pass
Imidacloprid	0.003/0.01	ND	0.01	Pass
Kresoxim Methyl	0.003/0.01	ND	0.01	Pass
Malathion	0.003/0.01	ND	0.01	Pass
Metaxyl	0.003/0.01	ND	0.01	Pass
Methiocarb	0.003/0.01	ND	0.01	Pass
Methomyl	0.003/0.01	ND	0.01	Pass
Methyl parathion	0.003/0.01	ND	0.01	Pass
Mevinphos	0.007/0.02	ND	0.02	Pass
Myclobutanil	0.003/0.01	ND	0.01	Pass
Naled	0.003/0.01	ND	0.01	Pass
Oxamyl	0.003/0.01	ND	0.01	Pass
Paclobutrazol	0.003/0.01	ND	0.01	Pass
Pentachloronitrobenzene	0.003/0.01	ND	0.01	Pass
Permethrins	0.015/0.05	ND	0.05	Pass
Phosmet	0.003/0.01	ND	0.01	Pass
Piperonyl Butoxide	0.003/0.01	ND	0.01	Pass
Prallethrin	0.015/0.05	ND	0.05	Pass
Propiconazole	0.003/0.01	ND	0.01	Pass
Propoxur	0.003/0.01	ND	0.01	Pass
Pyrethrins	0.015/0.05	ND	0.05	Pass
Pyridaben	0.003/0.01	ND	0.01	Pass
Spinetoram	0.003/0.01	ND	0.01	Pass
Spinosad	0.003/0.01	ND	0.01	Pass
Spiromesifen	0.003/0.01	ND	0.01	Pass
Spirotetramat	0.003/0.01	ND	0.01	Pass
Spiroxamine	0.003/0.01	ND	0.01	Pass
Tebuconazole	0.003/0.01	ND	0.01	Pass
Thiacloprid	0.003/0.01	ND	0.01	Pass
Thiamethoxam	0.003/0.01	ND	0.01	Pass
Trifloxystrobin	0.003/0.01	ND	0.01	Pass
Azadirachtin	0.100/0.30	ND	0.3	Pass
Chloromequat Chloride	0.03/0.10	ND	0.1	Pass
MGK 264	0.03/0.10	ND	0.1	Pass

06/09/2026

Residual Solvent Screen ✔ Pass

Method: MF-CHEM-32

Measurement of Uncertainty Average: ±1.43%

Analyte	LOD/LOQ (µg/g)	Findings (µg/g)	Limit (µg/g)	Status
Propane	67/200	ND	210	Pass
(+/-)-2-Butanol	13.3/40	ND	5000	Pass
1,1-Dichloroethene	2/4	ND	8	Pass
1,2-Dichloroethane	0.2/0.5	ND	5	Pass
1,4-Dioxane	13.3/40	ND	30	Pass
2-Ethoxyethanol	13.3/40	ND	160	Pass
Acetone	67/200	ND	500	Pass
Acetonitrile	67/200	ND	410	Pass
Benzene	0.2/0.5	ND	1	Pass
Chloroform	0.2/0.5	ND	2	Pass
Cumene	13.3/40	ND	70	Pass
Cyclohexane	13.3/40	ND	3880	Pass
Ethanol	67/200	ND	5000	Pass
Ethyl acetate	67/200	ND	1000	Pass
Ethyl ether	67/200	ND	5000	Pass
Ethylene Glycol	13.3/40	ND	620	Pass
Ethylene oxide	0.2/0.5	ND	5	Pass
n-Heptane	67/200	ND	500	Pass
Isopropyl Acetate	13.3/40	ND	5000	Pass
Isopropyl alcohol	67/200	ND	500	Pass
Methanol	67/200	ND	500	Pass
Methylene chloride	0.2/0.5	ND	600	Pass
Toluene	67/200	ND	53	Pass
Tetrahydrofuran	13.3/40	ND	720	Pass
Trichloroethene	13.3/40	ND	80	Pass
Isobutane	6.7/20	ND	-	See Total Butanes
n-Butane	67/200	ND	-	See Total Butanes
Total Butanes	6.7/40	ND	500	Pass
2,2-Dimethylbutane	2.7/8	ND	-	See Total Hexanes
2,3-Dimethylbutane	2.7/8	ND	-	See Total Hexanes
2-Methylpentane	2.7/8	ND	-	Pass
3-Methylpentane	2.7/8	ND	-	Pass
n-Hexane	67/200	ND	-	See Total Hexanes
Total Hexanes	2.7/8	ND	18	Pass
2 Methylbutane	4.4/13.34	ND	-	See Total Pentanes
Neopentane	4.4/13.34	ND	-	See Total Pentanes
n-Pentane	67/200	ND	-	See Total Pentanes
Total Pentanes	4.4/13.34	ND	500	Pass
Ethylbenzene	3.3/10	ND	-	See Total Xylenes
m+p-Xylene	6.7/20	ND	-	See Total Xylenes
o-Xylene	3.3/10	ND	-	See Total Xylenes
Total Xylenes	67/200	ND	217	Pass

Heavy Metal Screen ✔ Pass

06/09/2026

Method: MF-CHEM-16

Instrument: Inductively Coupled Plasma Mass Spectrometry (ICP-MS)

Measurement of Uncertainty Average: ±4.4%

Analyte	LOD / LOQ (µg/g)	Findings (µg/g)	Limit	Status
Arsenic	0.033/0.101	ND	0.2	Pass
Cadmium	0.047/0.141	ND	0.2	Pass
Mercury	0.014/0.05	ND	0.1	Pass
Lead	0.107/0.324	ND	0.5	Pass

Foreign Material ✔ Pass

06/09/2026

Method: MF-CHEM-7

Analyte	Findings	Limit	Status
Sand, Soils, Cinders, and Dirt	ND	25%	Pass
Mold	ND	25%	Pass
Imbedded Foreign Material	ND	25%	Pass
Insect Fragment	ND	1 per 3g	Pass
Hair	ND	1 per 3g	Pass
Mammalian Excreta	ND	1 per 3g	Pass

06/10/2026

Mycotoxin Screen ✔ Pass

Method: MF-CHEM-13
Instrument: Liquid Chromatography Tandem Mass Spectrometry (LC-MS/MS) & Gas Chromatography Tandem Mass Spectrometry (GC-MS/MS)
Measurement of Uncertainty (MU): ±20.21%

Analyte	LOD/LOQ (ppb)	Findings (ppb)	Limit (ppb)	Status
Aflatoxin B1	2/5	ND	20	Pass
Aflatoxin B2	2/5	ND	20	Pass
Aflatoxin G1	2/5	ND	20	Pass
Aflatoxin G2	2/5	ND	20	Pass
Total Aflatoxins	8/20	ND	20	Pass
Ochratoxin A	2/5	ND	20	Pass

ND = None Detected
 LOD = Limit of Detection
 LOQ = Limit of Quantitation

Reported by

Vu Lam
 Lab Co Director



Scan to verify

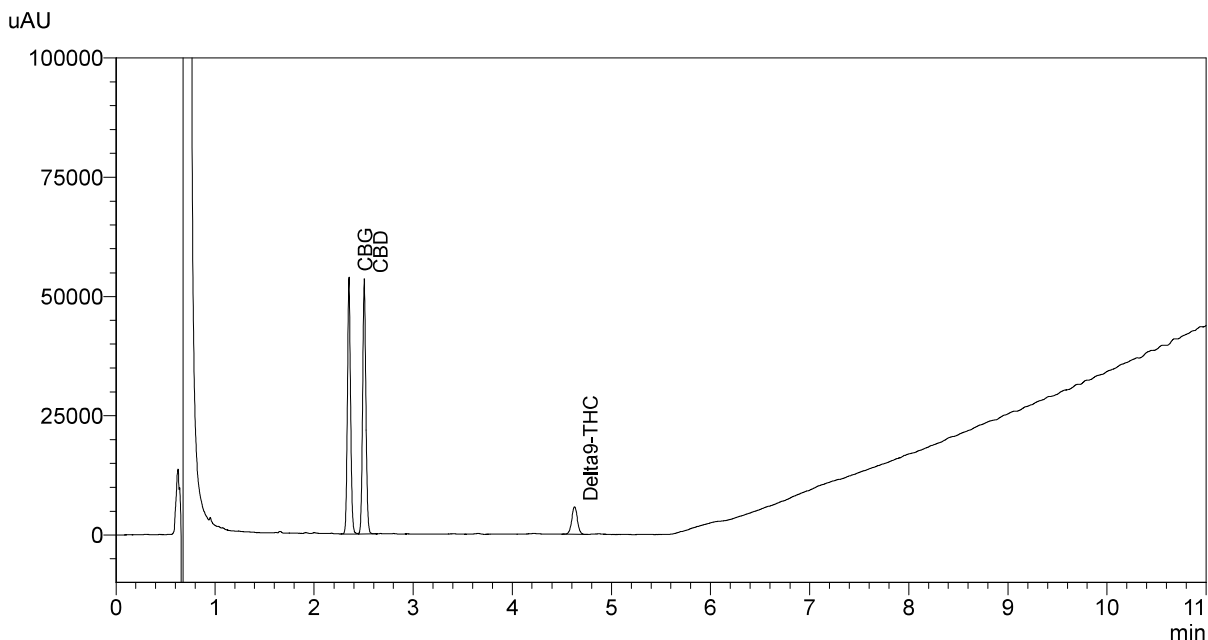
Cannabis Potency Report

<Sample Information>

Sample Name : 1417083A 5x
Sample ID : run007
Data Filename : 1417083A 5x_run007_007.lcd
Method Filename : CanEX1_260505_CP5-26,-27.lcm
Batch Filename : 06-05-2026 processed.lcb
Vial # : 1-3
Injection Volume : 5 uL
Date Acquired : 6/5/2026 11:59:25 AM
Date Processed : 6/5/2026 12:33:57 PM
Sample Amount : 2.575 grams
Dilution Factor : 250

Sample Type : Unknown
Acquired by : System Administrator
Processed by : System Administrator

<Cannabinoid Chromatogram>



<Peak Table>

PDA Ch1 228nm

Peak#	Ret. Time	Name	Area	Height	Conc.	Unit
1	2.351	CBG	120261	52302	2.4571	mg/g
2	2.506	CBD	123947	51796	2.5108	mg/g
3	4.628	Delta9-THC	22670	5726	0.5014	mg/g

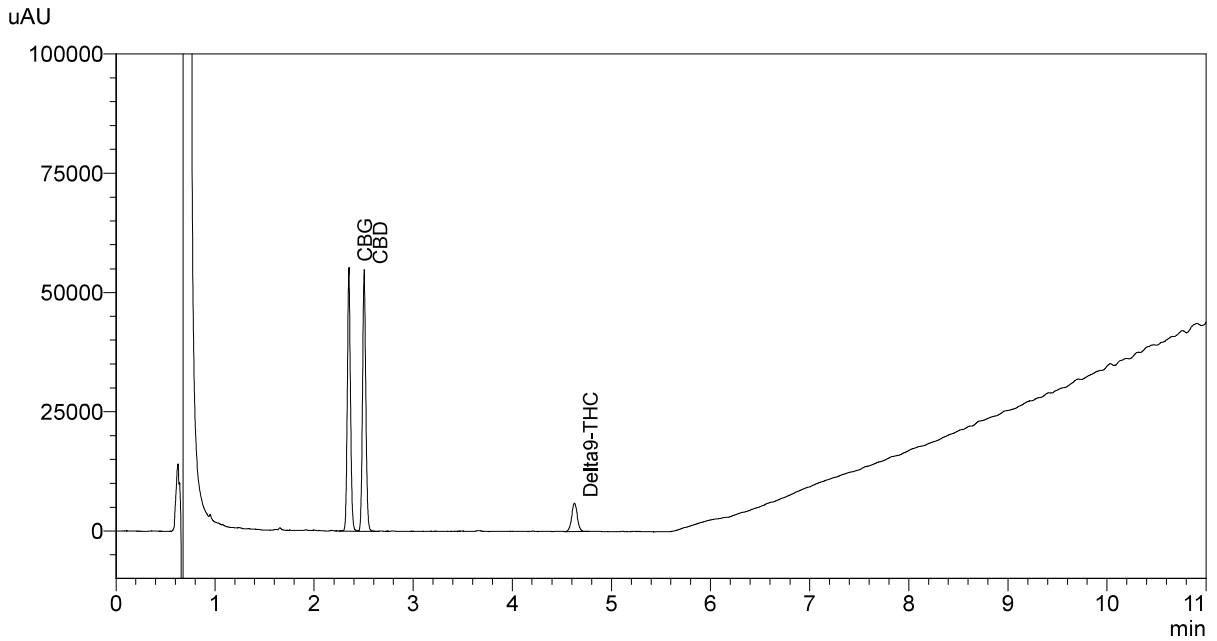
Cannabis Potency Report

<Sample Information>

Sample Name : 1417083B 5x
Sample ID : run008
Data Filename : 1417083B 5x_run008_008.lcd
Method Filename : CanEX1_260505_CP5-26,-27.lcm
Batch Filename : 06-05-2026 processed.lcb
Vial # : 1-4
Injection Volume : 5 uL
Date Acquired : 6/5/2026 12:12:45 PM
Date Processed : 6/5/2026 12:34:27 PM
Sample Amount : 2.673 grams
Dilution Factor : 250

Sample Type : Unknown
Acquired by : System Administrator
Processed by : System Administrator

<Cannabinoid Chromatogram>



<Peak Table>

PDA Ch1 228nm

Peak#	Ret. Time	Name	Area	Height	Conc.	Unit
1	2.351	CBG	123326	54136	2.4274	mg/g
2	2.505	CBD	127307	52425	2.4844	mg/g
3	4.627	Delta9-THC	23139	5870	0.4930	mg/g